

# Quality Performance Report Card

## Highland Park Renaissance Academy



45 East Buena Vista Street  
 Highland Park, Michigan 48203  
 313.957.3005  
 HPRenaissance.com

### 2018 – 2019 Academic School Year Analysis

Published by:



The School District of the City of Highland Park  
 12360 Woodward Avenue  
 Highland Park, Michigan 48203  
 313.402.0266  
 HiPark.org

## Highland Park Renaissance Academy 2018 – 2019 Academic School Year Analysis

### Profile

<b>Established</b>	July 1, 2012
<b>Grades</b>	Kindergarten – 8 <sup>th</sup> Grade
<b>Intermediate School District (ISD)</b>	Wayne RESA
<b>Authorizer</b>	The School District of the City of Highland Park
<b>Educational Service Provider</b> (Management Company)	The Leona Group, LLC.
<b>School Leader</b>	Ms. Rachel Brooks
<b>Charter Contract Term</b>	July 1, 2018 – June 30, 2019

### Demographics









	2016-17	2017-18	2018-19	2019-20
<b>Enrollment</b>	344	338	371	-
<b>Free &amp; Reduced Lunch</b>	100%	100%	100%	-
<b>Economically Disadvantaged</b>	100%	100%	100%	-
<b>Students with Disabilities</b>	14%	14%	14%	-
<b>American Indian or Alaska Native</b>	0%	0%	0%	-
<b>Black or African American</b>	98.67%	98.67%	98.67%	-
<b>Hispanic of Any Race</b>	0.8%	0.8%	0.8%	-
<b>Native Hawaiian</b>	0%	0%	0%	-
<b>Asian</b>	0%	0%	0%	-
<b>White</b>	0%	0%	0%	-
<b>Multiracial</b>	0.53%	0.53%	0.53%	-

### Student Districts of Origin (Top 3 by %)

	2018-19
<b>Highland Park</b>	0.64%
<b>Detroit Community Schools</b>	0.33%
<b>Hamtramck</b>	0.24%

## Category 1:

State of Michigan Ranking MI Performance Index  
(MiSchoolData.org)

 <b>Overview Overall Index</b> 33.04	 <b>Support Category Component Index</b> N/A
 <b>Growth Overview Component Index</b> 28.02	 <b>Proficiency Overview Component Index</b> 22.87
 <b>Graduation Rate Overview Component Index</b> N/A	 <b>English Learner Progress Overview Component Index</b> N/A
 <b>School Quality and Student Success Overview Component Index</b> 56.78	 <b>Assessment Participation Overview Component Index</b> 99.67




## Category 2:

Board of Directors (BOD) – Performance

<b>A. Board Seat Occupancy Rate</b> (7 seats)	100%
<b>B. Meeting Quorum Rate</b> (4 members)	100%
<b>C. Average Attendance</b> (11 meetings/year)	100%
<b>D. Workshops/Training Participation</b> (2/year)	0%
<b>E. Professional Memberships</b> (1 active/year)	100%

## F. Compliance

Highland Park Public School Academy System

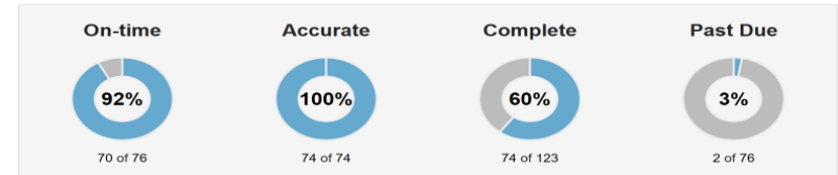
Board	On-time	19/19		100%
Compliant	Accurate	19/19		100%
★★★	Complete	19/48		40%

## Category 3:


Educational Service Provider (ESP)(Management Company)  
Performance

### A. Federal, State and District Reporting Compliance

#### 1. Epicenter



#### 2. Budget and Salary Compensation Transparency



### B. Finances

1. <i>Balanced Budget</i>	<b>Met</b>
2. <i>Audit Compliance</i>	<b>Met</b>
3. <i>5% Contingency Requirement (minimum)</i>	<b>Met</b>
4. <i>Positive Fund Balance</i>	<b>Met</b>
<b>C. Facilities/Grounds</b>	<b>Not Met</b>
<b>D. Faculty Retention</b>	<b>87%</b>
<b>E. Professional Development Offerings</b>	<b>Met</b>
<b>F. Technology Plan</b>	<b>Met</b>
<b>G. School Improvement Plan</b>	<b>Met</b>
<b>H. Safety and Security Plan</b>	<b>Met</b>
<b>I. Enrollment Variation (-/+)</b>	<b>+33</b>
<b>J. Teacher Certification</b>	<b>100%</b>
<b>K. Community Satisfaction Survey Results (80% or Higher)</b>	
1. <i>Parents</i>	<b>86.67%</b>
2. <i>Students</i>	<b>Not Available</b>
3. <i>Faculty/Staff</i>	<b>70%</b>

## Category 4:

### Academy Academic Performance

	2016-17	2017-18	2018-19	2019-20
<b>A. Attendance Rate</b>	89%	90%	-	-

	2016-17	2017-18	2018-19	2019-20
<b>B. Suspension Rate</b>	20%	34%	-	-

### C. M-STEP Performance Summary

#### STATE OF MI GROWTH TARGETS

ELA (Target 57.92)  
Math (Target 50.70)

HPRA Overall	ELA	Mathematics	Average
2016 - 2017	<b>31.87</b>	<b>24.04</b>	<b>28.02</b>
2017 - 2018	-	-	-

#### STATE OF MI PROFICIENCY TARGETS

ELA (Target 60.00%)  
Math (Target 47.55%)

HPRA Overall	ELA	Mathematics	Average
2016 - 2017	<b>18.28</b>	<b>27.45</b>	<b>22.87</b>
2017 - 2018	-	-	-

### D. M-STEP Performance Summary Comparison (Local)

#### PROFICIENCY COMPARISON

Subject	2016-2017			
	Highland Park Renaissance Academy	George Washington Carver	Henry Ford Academy	State of MI
ELA	<b>18.28</b>	<b>10.94</b>	<b>30.69</b>	<b>60.00</b>
Mathematics	<b>27.45</b>	<b>12.36</b>	<b>12.58</b>	<b>47.55</b>

### E. MAP-NWEA Performance Summary

READING (2017-18)			
Grade Level	Student Count	Fall 2017 Mean RIT	Spring 2018 Mean RIT
Kindergarten	25	136.3	147.8
Grade 1	36	148.8	161.9
Grade 2	36	162.1	174.6
Grade 3	29	168.9	178.6
Grade 4	26	180.2	187.7
Grade 5	22	193.6	199.2
Grade 6	19	187.5	193.1
Grade 7	31	199.8	205.9
Grade 8	13	196.9	202.8
<b>Aggregate</b>	<b>237</b>	<b>174.9</b>	<b>183.5</b>

MATH (2017-18)			
Grade Level	Student Count	Fall 2017 Mean RIT	Spring 2018 Mean RIT
Kindergarten	25	132.8	152.0
Grade 1	35	147.6	162.1
Grade 2	37	162.8	177.1
Grade 3	35	173.6	184.9
Grade 4	29	185.5	196.7
Grade 5	23	195.9	201.9
Grade 6	13	195.8	203.7
Grade 7	34	199.9	204.1
Grade 8	11	202.9	201.9
<b>Aggregate</b>	<b>242</b>	<b>177.4</b>	<b>187.2</b>

### F. MAP-NWEA Fall/Spring Gains Data Analysis

READING						
Grade Level	Student Count	Observed Growth	Projected Growth	Growth Index	Meeting Projection	Percentage Meeting Projection
Kindergarten	25	11.5	20.1	-2.62	9	36.0%
Grade 1	36	13.1	17.9	-1.50	9	25.0%
Grade 2	36	12.5	15.3	-0.98	11	30.6%
Grade 3	29	9.7	12.1	-1.06	10	34.5%
Grade 4	26	7.5	8.9	-0.74	11	42.3%
Grade 5	22	5.6	7.0	-0.70	8	36.4%
Grade 6	19	5.6	5.8	-0.08	7	36.8%
Grade 7	31	6.1	4.4	0.84	16	51.6%
Grade 8	13	5.9	4.1	0.71	6	46.2%
<b>Aggregate</b>	<b>237</b>	<b>8.6</b>	<b>10.6</b>	<b>-0.7</b>	<b>87</b>	<b>36.71%</b>

MATH						
Grade Level	Student Count	Observed Growth	Projected Growth	Growth Index	Meeting Projection	Percentage Meeting Projection
Kindergarten	25	19.2	23.1	-1.23	10	40.0%
Grade 1	35	14.5	20.9	-1.87	6	17.1%
Grade 2	37	14.3	17.1	-0.91	11	29.7%
Grade 3	35	11.3	13.9	-1.06	9	25.7%
Grade 4	29	11.2	11.3	-0.06	10	34.5%
Grade 5	23	6	9.4	-1.14	5	21.7%
Grade 6	13	7.9	7.0	0.36	6	46.2%
Grade 7	34	4.2	5.2	-0.43	14	41.2%
Grade 8	11	-1	3.4	-1.80	3	27.3%
<b>Aggregate</b>	<b>242</b>	<b>9.7</b>	<b>12.4</b>	<b>-0.90</b>	<b>74</b>	<b>30.58%</b>

## G. MAP-NWEA Performance Summary Comparison (National)

READING		
Grade Level	Student Count	School Conditional Growth Percentile
Kindergarten	25	21
Grade 1	36	27
Grade 2	36	26
Grade 3	29	26
Grade 4	26	34
Grade 5	22	31
Grade 6	19	26
Grade 7	31	51
Grade 8	13	42
<b>Aggregate</b>	<b>237</b>	

MATH		
Grade Level	Student Count	School Conditional Growth Percentile
Kindergarten	25	11
Grade 1	35	3
Grade 2	37	18
Grade 3	35	15
Grade 4	29	48
Grade 5	23	13
Grade 6	13	64
Grade 7	34	33
Grade 8	11	4
<b>Aggregate</b>	<b>242</b>	

### Category 5:

*Overall Findings*

None at this time.

## Highland Park Board of Education

**President** ~ Alexis L. Ramsey

Member since: 2017      Term expires: December 2021

**Vice President** ~ Eban Morales

Member since: 2017      Term expires: December 2021

**Secretary** ~ Linda Wheeler

Member since: 2014      Term expires: December 2018

**Treasurer** ~ Cheryl Sanford

Member since: 2015      Term expires: December 2018

**Trustee** ~ Morquet Ash-Shafii

Member since: 2014      Term expires: December 2018

**Trustee** ~ Jamille L. Edwards

Member since: 1997      Term expires: December 2018

**Trustee** ~ Teresa Kelly

Member since: 2017      Term expires: December 2021

## Highland Park Public School Academy System Board of Directors

**President** ~ Archer Collins

Member since: 2012      Term expires: June 2021

**Vice President/Secretary** ~ John D. White

Member since: 2012      Term expires: June 2019

**Treasurer** ~ Linda Bassett

Member since: 2012      Term expires: June 2020

**Member-at-Large** ~ Doris Harris

Member since: 2018      Term expires: August 2021

**Member-at-Large** ~ Monica Johnson

Member since: 2018      Term expires: August 2021

**Member-at-Large** ~ Joan Hairston

Member since: 2018      Term expires: August 2021

**Member-at-Large** ~ Dr. Eugene Cain

Member since: 2018      Term expires: September 2021